

NATIONAL RADIO ASTRONOMY OBSERVATORY
Green Bank, West Virginia

April 12, 1972

TO: Scientific Staff
Electronic Engineering Staff

FROM: M. M. Davis

The enclosed sheets summarize 300-foot system performance with presently-available front-ends at 6, 11 and 21 cm. They may be of assistance in planning observations, or for general reference in answering questions concerning detection capabilities or confusion levels.

Enc.

300-Foot System Performance at 6, 11 and 21 cm


	<u>6 cm</u>	<u>11 cm</u>	<u>21 cm</u> [†]		
Recommended continuum system	ALL	3-feed	4-feed		
T _{system} (with switch, on telescope)	{ Continuum Polarization switching	Continuum	125°K	140°K	150°K
		Polarization switching	135°K	210°K	220°K
Bandwidth	150 MHz	40 MHz	60 MHz		
Beamwidth	2!7	4!9	10!5		
RMS noise error in flux density at zenith for a source of known position (in 1 drift scan)	12 mfu	25 mfu	15 [*] mfu		
* Increased by confusion to ~ 35 mfu.					
Confusion (approx.)	3 mfu	10 mfu	30 mfu		
Declination limits for					
20% aperture efficiency	δ 7°→69°	-19°→90°	-19°→90°		
30% aperture efficiency	δ 18°→58°	-10°→86°	-19°→90°		
Maximum aperture efficiency (1 fu ≡ 1°K for aperture efficiency = 42.0%)	40%	50%	52%		

† A new 70°K (without switch) 40 MHz bandwidth dual linear system will be available ~ Summer 1972.

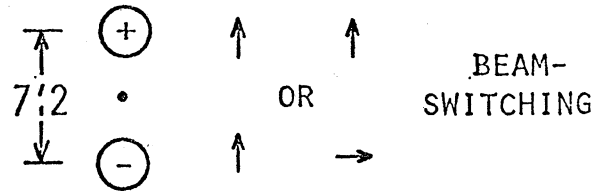
300-FOOT FRONT ENDS

BEAM CONFIGURATIONS AND E-VECTOR POSITION ANGLES
FOR ROTATION ANGLE 0°; (THE CONFIGURATIONS MAY BE
ROTATED ± 200° FROM THE CONTROL ROOM.)

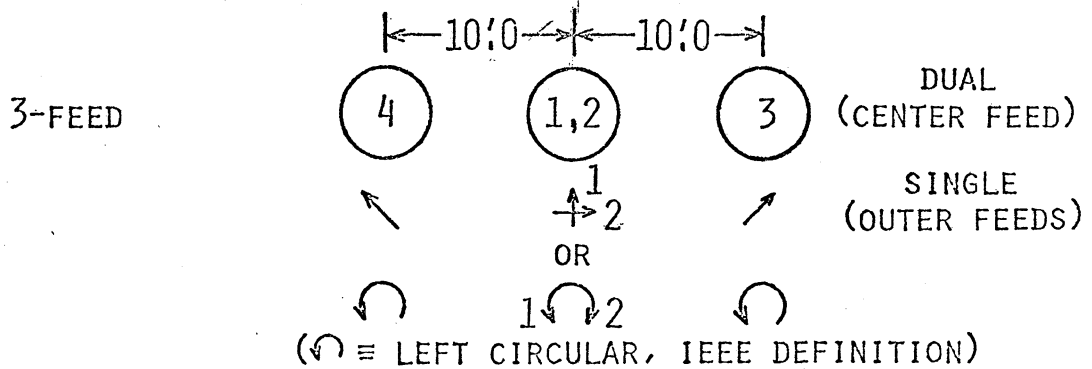
6 CM



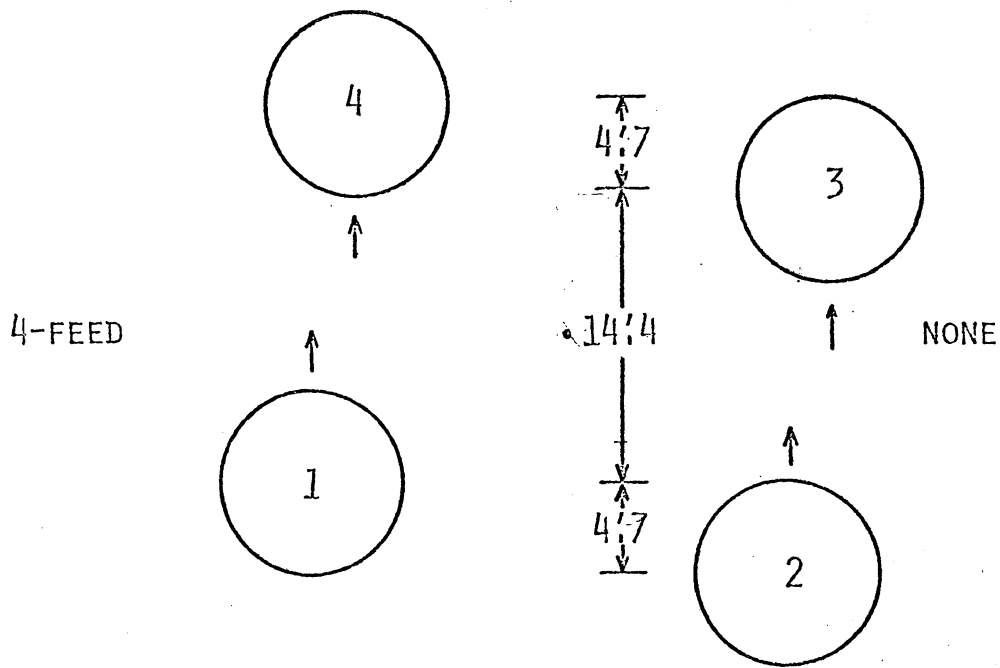
RECTANGULAR HORNS
(BEAMSWITCHING)



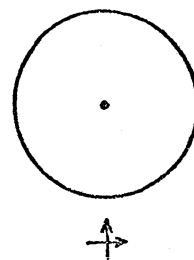
11 CM



21 CM



ZEEMAN FEED



DUAL